



ACUMENTRICS
CORPORATION

ACG700C

91-0041 Rev B

ACUMENTRICS CORPORATION

700 VA, 500 Watt global power conditioner



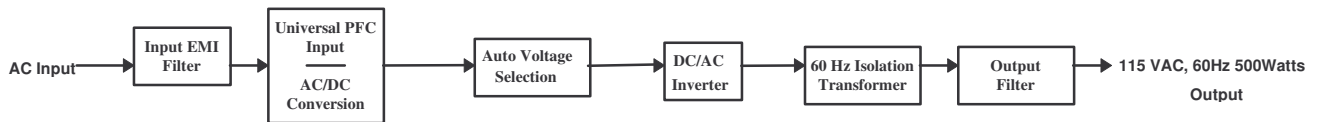
ACG700C

1. INTRODUCTION

Please save packing materials.

The product's shipping materials are designed to protect it from damage during shipping. Should the unit need to be returned for service, this packaging should be used to prevent damage. Damage sustained during transit is not covered under warranty.

Operation Topology



This unit is an ON-LINE Power Factor Corrected (PFC) global power conditioner. The global power conditioner accepts wide range voltage and frequency inputs allowing it to provide clean, reliable AC power to the equipment connected to it. The power conditioner is continually creating the AC output from a high voltage DC bus, thus protecting your equipment from surges, spikes, brownouts, blackouts and noise.

2. SAFETY

SAFETY GUIDELINES

- Connect the power conditioner to a two-pole, three-wire grounding mains receptacle. The receptacle must be connected to appropriate branch protection (fuse or circuit breaker). Connection to any other type of receptacle may result in a shock hazard and may violate local electrical codes.
- To properly de-energize the power conditioner in an emergency, turn the unit off and disconnect the power cord from the AC power source.
- Avoid installing the power conditioner in locations where there is water or excessive humidity.
- Do not allow water or any foreign object to get inside the power conditioner. Do not put objects containing liquid on or near the unit.
- To reduce the risk of overheating the power conditioner, avoid exposing the unit to the direct rays of the sun. Avoid installing the unit near heat emitting appliances such as a room heater or stove.


Entire contents copyright © 1996, 1997 Acumentrics Corporation. All rights reserved; reproduction in whole or in part without permission is prohibited.

Warnings


- This Global Power Conditioner contains potentially hazardous voltages. Do not attempt to disassemble the unit. The unit contains no user serviceable parts. Repairs are to be performed only by factory trained service personnel.

3. DISPLAYS AND FUNCTIONS

Front



Rear



SWITCHES/ BREAKERS

- ON/OFF - Turns the unit on and off.
- AC Input Breaker - Trips when the load(s) exceed the UPS's capacity.

LED DISPLAY PANEL

Load Meter - These LED's display the power being drawn by the load (Range 0 - 500 watts).

Overload - This LED lights when the load(s) connected exceed(s) capacity.

Over Temperature - This LED lights when the internal operating temperature has exceeded specifications.

On AC - This LED lights when external AC input is present.

4. SPECIFICATIONS

Input Specifications	
Input AC Voltage	80-280 VAC
Frequency	47-66 Hz
Input Power Factor	0.98 Typical
Input Circuit Breaker Rating	15 A
Output Specifications	
Continuous Output Power	500 W or 700 VA
Load Crest factor	2.2 Continuous
AC Output Voltage	120 VAC + or - 5%
AC Output Frequency	60 Hz + or - 0.5%
AC Output Waveform	Sinusoidal
AC Output Connectors	six NEMA 5-15
Mechanical	
Size	Chasis: 17" wide x 16" deep x 3.5" high
Weight	23 lbs.
Finish	Lusterless Light Grey (36492)

DB9 Interface Description

The Comm Port is used solely in the manufacturing process for calibration, test and configuration of the global power conditioner.

5. WARRANTY INFORMATION

Limited Warranty

Acumentrics Corporation warrants its products to be free from defects in materials and workmanship for a period of two years from the date of purchase. Its obligation under this warranty is limited to repairing or replacing, at its own sole option, any such defective products. To obtain service under warranty you must obtain a Returned Material Authorization (RMA) number from Acumentrics. Products must be returned to Acumentrics with transportation charges prepaid and must be accompanied by a brief description of the problem encountered and proof of date and place of purchase. The product must be shipped back in the original packaging. This warranty does not apply to equipment which has been damaged by accident, negligence, or miss-application or has been altered or modified in any way. This warranty applies only to the original purchaser who must have properly registered the product within 10 days of purchase.

EXCEPT AS PROVIDED HEREIN, ACUMENTRICS CORPORATION MAKES NO WARRANTIES, EXPRESS OR IMPLIED, INCLUDING WARRANTIES OF MERCHANTABILITY AND FITNESS FOR A PARTICULAR PURPOSE. Some states do not permit limitation or exclusion of implied warranties; therefore, the aforesaid limitation(s) or exclusion(s) may not apply to the purchaser.

EXCEPT AS PROVIDED ABOVE, IN NO EVENT WILL ACUMENTRICS BE LIABLE FOR DIRECT, INDIRECT, SPECIAL, INCIDENTAL, OR CONSEQUENTIAL DAMAGES ARISING OUT OF THE USE OF THIS PRODUCT, EVEN IF ADVISED OF THE POSSIBILITY OF SUCH DAMAGE. Specifically, Acumentrics is not liable for any costs, such as lost profits or revenue, loss of equipment, loss of software, loss of data, costs of substitutes, claims by third parties, or otherwise. This warranty gives you specific legal rights and you may also have other rights which vary from state to state.

9. LIFE SUPPORT USE INFORMATION

Life Support Policy

As a general policy, Acumentrics Corporation does not recommend the use of any of its products in life support applications where failure or malfunction of the Acumentrics product can be reasonably expected to cause failure of the life support device or to significantly effect its safety or effectiveness. Acumentrics does not recommend the use of any of its products in direct patient care. Acumentrics will not knowingly sell its products for use in such applications unless it receives in writing assurances satisfactory to Acumentrics that (a) the risks of injury or damage have been minimized, (b) the customer assumes all such risks, and (c) the liability of Acumentrics is adequately protected under the circumstances.

Examples of devices considered to be life support devices are neonatal oxygen analyzers, nerve stimulators (whether used for anesthesia, pain relief, or other purposes), auto transfusion devices, blood pumps, defibrillators, arrhythmia detectors and alarms, pace makers, hemodialysis systems, peritoneal dialysis systems, neonatal ventilator incubators, ventilators for both adults and infants, anesthesia ventilators, and infusion pumps as well as any other devices designated as “critical” by the U.S. FDA.

Acumentrics Corporation
21 Southwest Park, Westwood, MA 02090 Phone (781) 461-8251 Fax (781)-461-1261

Appendix A

Front Fan Filter Servicing Instructions

The front fan filter has been designed to reduce the amounts of sand, dirt and dust which can enter the unit via the fan. For this filter to operate effectively it must be serviced monthly. If the unit is being utilized in a harsh or dusty environment servicing should be more frequent.

To service the filter the following steps should be followed:

1. Pull the mesh filter out from the filter housing and shake to remove loose dirt, then rinse with water to remove remaining dirt. If the mesh filter is extremely dirty, a mild soap may need to be used to assist in cleaning.
2. Once the mesh filter has been washed make sure it is dried thoroughly.
3. Replace the clean, dry mesh in the filter housing.